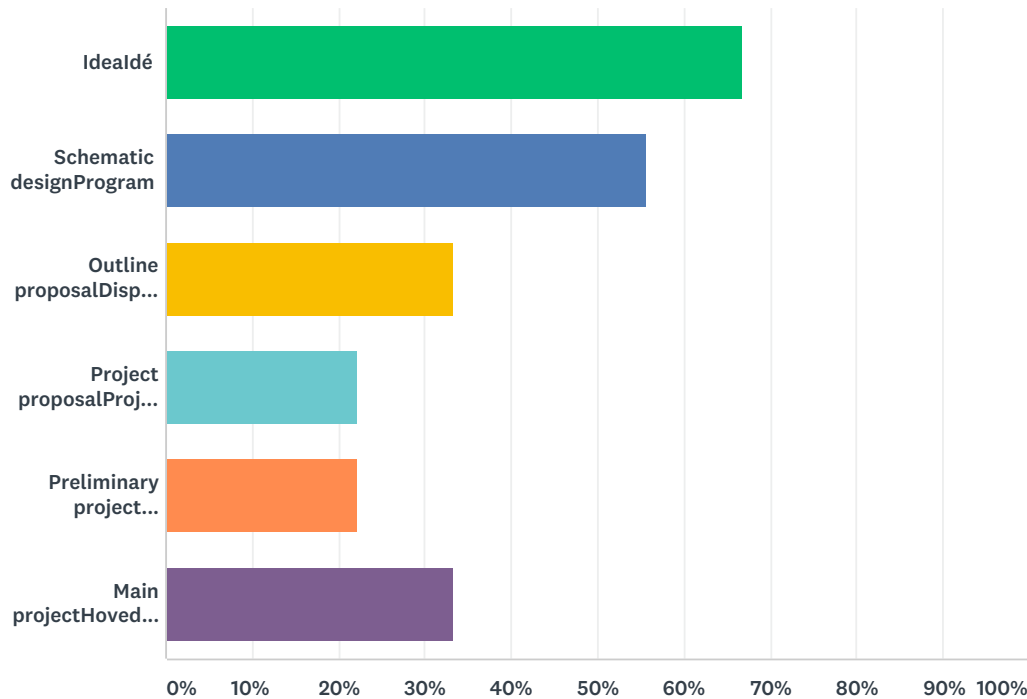


Q1 Which phases of building design do you mainly participate in? The phases represent the description in Description of Services: Building and Planning (Ydelsesbeskrivelse for Byggeri og Planlægning, Danske ARK og FRI)

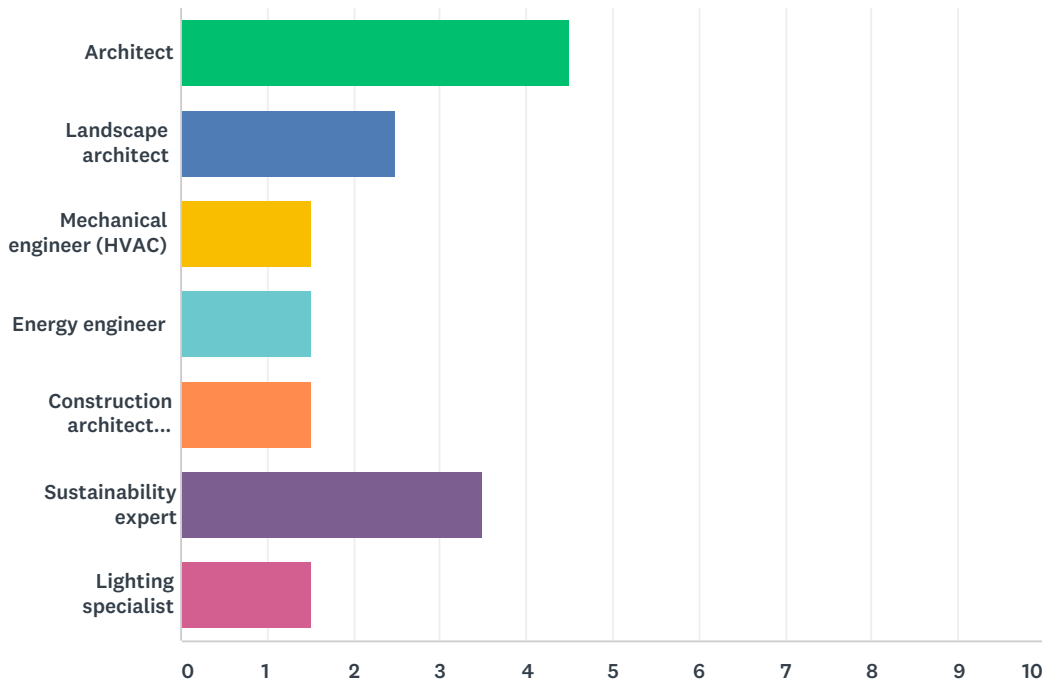
Besvaret: 9 Sprunget over: 0



SVARVALG	BESVARELSER
Idealdé	66,67% 6
Schematic designProgram	55,56% 5
Outline proposalDispositionsforslag	33,33% 3
Project proposalProjektforslag	22,22% 2
Preliminary project (Regulatory project)Forprojekt (Myndighedsprojekt)	22,22% 2
Main projectHovedprojekt	33,33% 3
Respondenter i alt: 9	

Q2 Who do you mainly collaborate with in the Idea phase and how much? 1 = no collaboration, 2 = monthly, 3 = weekly, 4 = daily, 5 = daily in the same office If you do not work in the idea phase, please skip this question and go to the next.

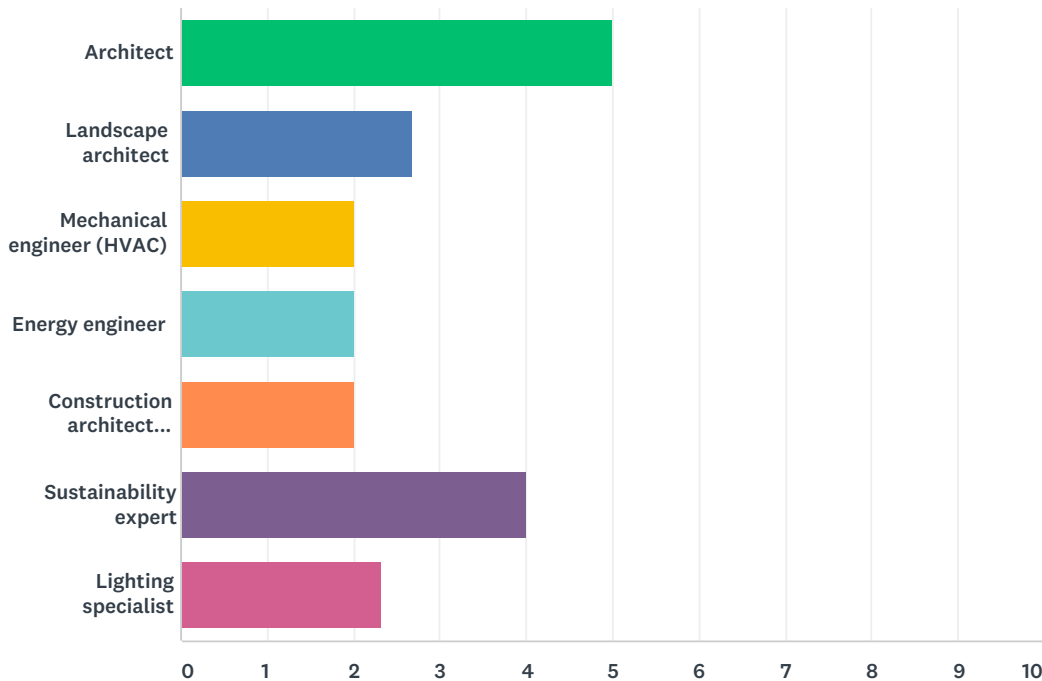
Besvaret: 2 Sprunget over: 7



	1	2	3	4	5	I ALT	VÆGTET GENNEMSIT
Architect	0,00% 0	0,00% 0	0,00% 0	50,00% 1	50,00% 1	2	4,50
Landscape architect	0,00% 0	50,00% 1	50,00% 1	0,00% 0	0,00% 0	2	2,50
Mechanical engineer (HVAC)	50,00% 1	50,00% 1	0,00% 0	0,00% 0	0,00% 0	2	1,50
Energy engineer	50,00% 1	50,00% 1	0,00% 0	0,00% 0	0,00% 0	2	1,50
Construction architect (Konstruktør)	50,00% 1	50,00% 1	0,00% 0	0,00% 0	0,00% 0	2	1,50
Sustainability expert	0,00% 0	0,00% 0	50,00% 1	50,00% 1	0,00% 0	2	3,50
Lighting specialist	50,00% 1	50,00% 1	0,00% 0	0,00% 0	0,00% 0	2	1,50

Q3 Who do you mainly collaborate with in the Schematic design phase and how much? 1 = no collaboration, 2 = monthly, 3 = weekly, 4 = daily, 5 = daily in the same office. If you do not work in the schematic design phase, please skip this question and go to the next.

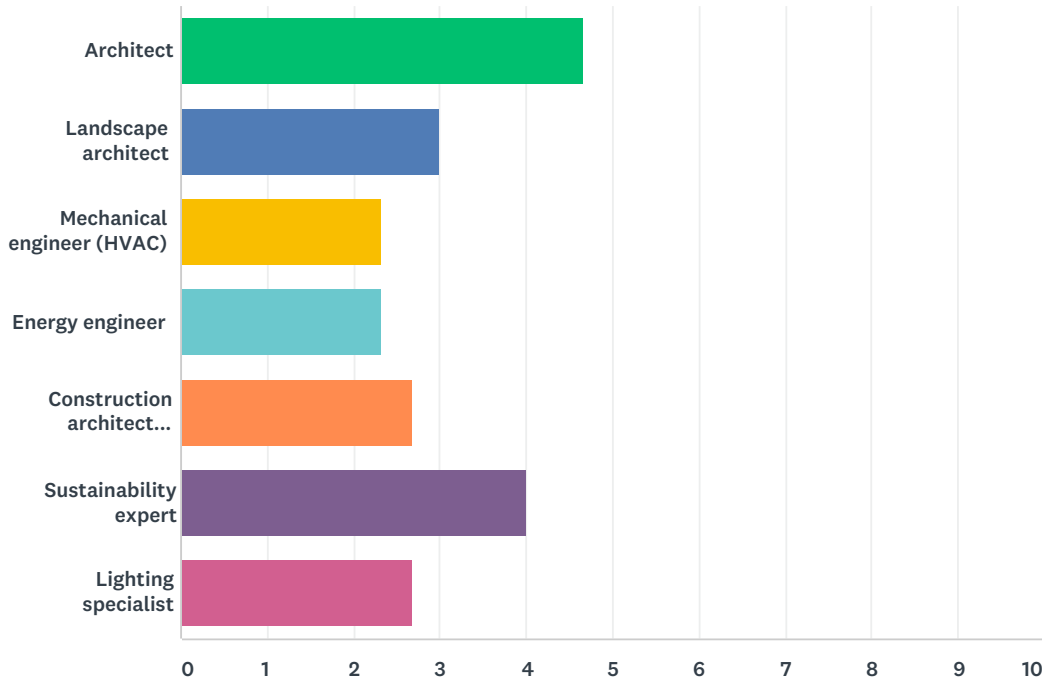
Besvaret: 3 Sprunget over: 6



	1	2	3	4	5	I ALT	VÆGTET GENNEMSNIT
Architect	0,00% 0	0,00% 0	0,00% 0	0,00% 0	100,00% 3	3	5,00
Landscape architect	0,00% 0	66,67% 2	0,00% 0	33,33% 1	0,00% 0	3	2,67
Mechanical engineer (HVAC)	0,00% 0	100,00% 3	0,00% 0	0,00% 0	0,00% 0	3	2,00
Energy engineer	33,33% 1	33,33% 1	33,33% 1	0,00% 0	0,00% 0	3	2,00
Construction architect (Konstruktør)	33,33% 1	33,33% 1	33,33% 1	0,00% 0	0,00% 0	3	2,00
Sustainability expert	0,00% 0	0,00% 0	33,33% 1	33,33% 1	33,33% 1	3	4,00
Lighting specialist	33,33% 1	0,00% 0	66,67% 2	0,00% 0	0,00% 0	3	2,33

Q4 Who do you mainly collaborate with in the Outline proposal phase and how much? 1 = no collaboration, 2 = monthly, 3 = weekly, 4 = daily, 5 = daily in the same office if you do not work in the outline proposal phase, please skip this question and go to the next.

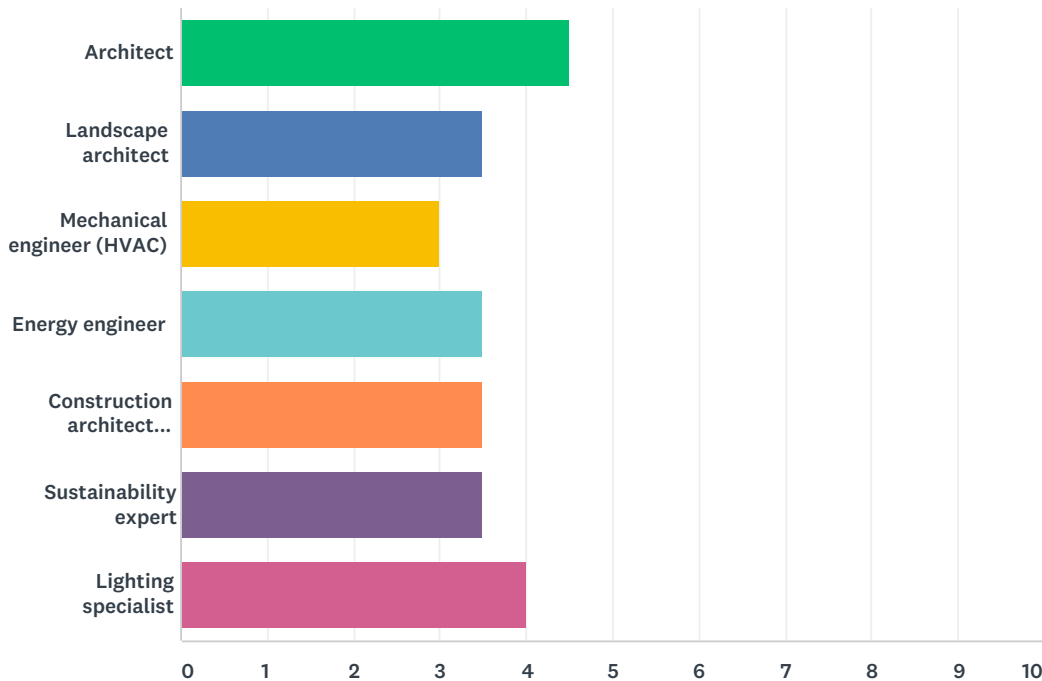
Besvaret: 3 Sprunget over: 6



	1	2	3	4	5	I ALT	VÆGTET GENNEMSIT
Architect	0,00% 0	0,00% 0	0,00% 0	33,33% 1	66,67% 2	3	4,67
Landscape architect	0,00% 0	33,33% 1	33,33% 1	33,33% 1	0,00% 0	3	3,00
Mechanical engineer (HVAC)	33,33% 1	0,00% 0	66,67% 2	0,00% 0	0,00% 0	3	2,33
Energy engineer	33,33% 1	0,00% 0	66,67% 2	0,00% 0	0,00% 0	3	2,33
Construction architect (Konstruktør)	33,33% 1	0,00% 0	33,33% 1	33,33% 1	0,00% 0	3	2,67
Sustainability expert	0,00% 0	0,00% 0	33,33% 1	33,33% 1	33,33% 1	3	4,00
Lighting specialist	33,33% 1	0,00% 0	33,33% 1	33,33% 1	0,00% 0	3	2,67

Q5 Who do you mainly collaborate with in the Project proposal phase and how much? 1 = no collaboration, 2 = monthly, 3 = weekly, 4 = daily, 5 = daily in the same office if you do not work in the project proposal phase, please skip this question and go to the next.

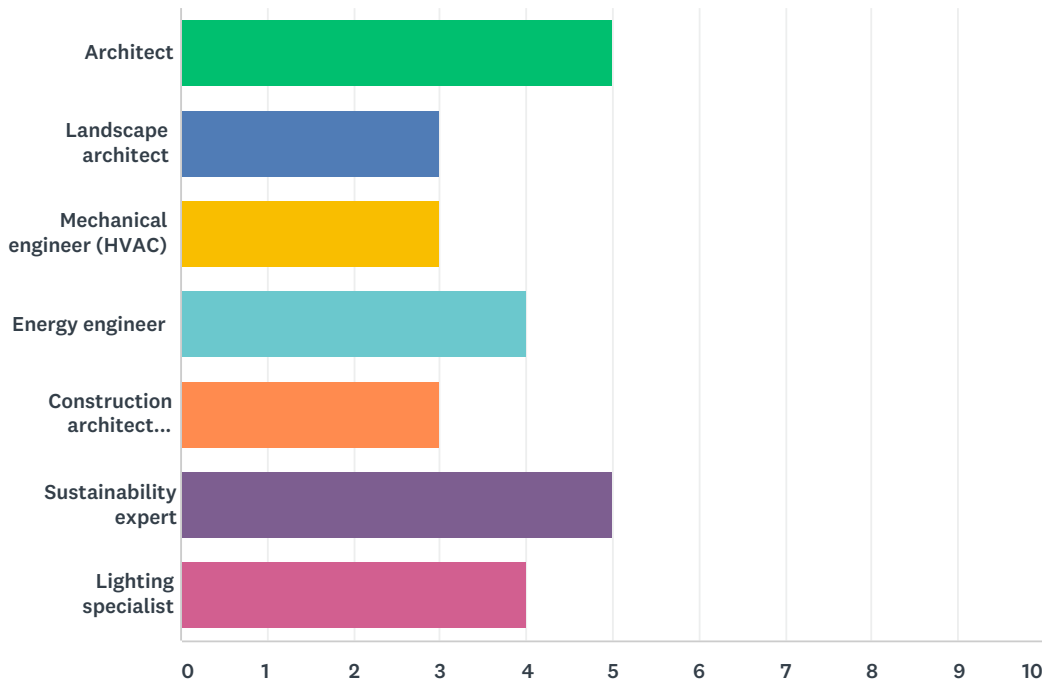
Besvaret: 2 Sprunget over: 7



	1	2	3	4	5	I ALT	VÆGTET GENNEMSIT
Architect	0,00% 0	0,00% 0	0,00% 0	50,00% 1	50,00% 1	2	4,50
Landscape architect	0,00% 0	0,00% 0	50,00% 1	50,00% 1	0,00% 0	2	3,50
Mechanical engineer (HVAC)	0,00% 0	0,00% 0	100,00% 2	0,00% 0	0,00% 0	2	3,00
Energy engineer	0,00% 0	0,00% 0	50,00% 1	50,00% 1	0,00% 0	2	3,50
Construction architect (Konstruktør)	0,00% 0	0,00% 0	50,00% 1	50,00% 1	0,00% 0	2	3,50
Sustainability expert	0,00% 0	0,00% 0	50,00% 1	50,00% 1	0,00% 0	2	3,50
Lighting specialist	0,00% 0	0,00% 0	0,00% 0	100,00% 2	0,00% 0	2	4,00

Q6 Who do you mainly collaborate with in the Preliminary project phase and how much? 1 = no collaboration, 2 = monthly, 3 = weekly, 4 = daily, 5 = daily in the same office. If you do not work in the preliminary project phase, please skip this question and go to the next.

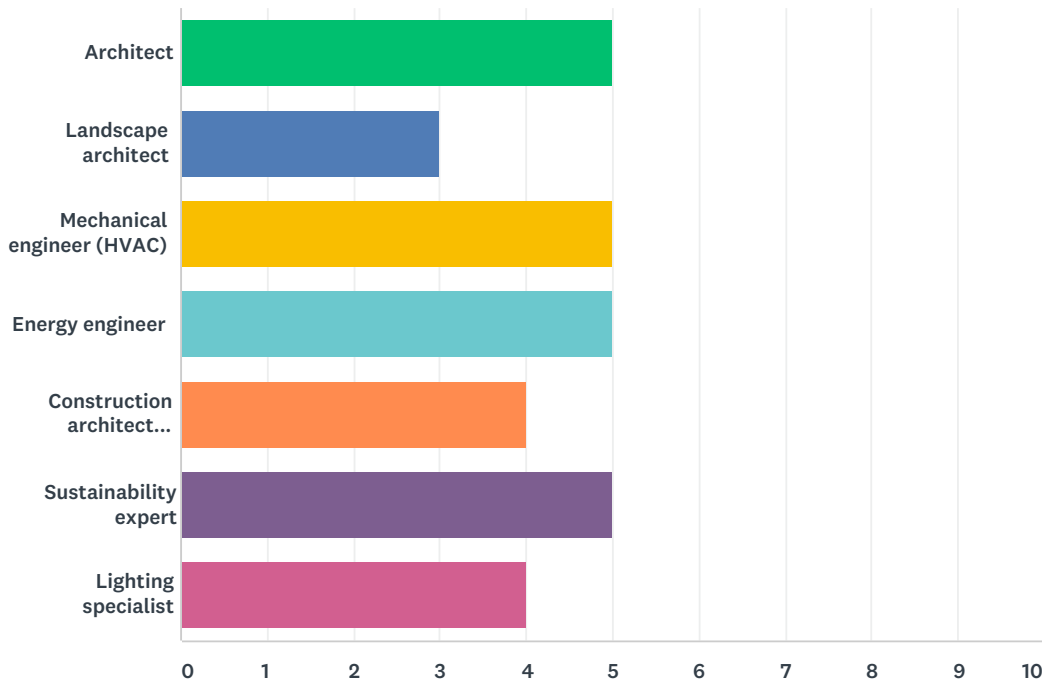
Besvaret: 1 Sprunget over: 8



	1	2	3	4	5	I ALT	VÆGTET GENNEMSIT
Architect	0,00% 0	0,00% 0	0,00% 0	0,00% 0	100,00% 1	1	5,00
Landscape architect	0,00% 0	0,00% 0	100,00% 1	0,00% 0	0,00% 0	1	3,00
Mechanical engineer (HVAC)	0,00% 0	0,00% 0	100,00% 1	0,00% 0	0,00% 0	1	3,00
Energy engineer	0,00% 0	0,00% 0	0,00% 0	100,00% 1	0,00% 0	1	4,00
Construction architect (Konstruktør)	0,00% 0	0,00% 0	100,00% 1	0,00% 0	0,00% 0	1	3,00
Sustainability expert	0,00% 0	0,00% 0	0,00% 0	0,00% 0	100,00% 1	1	5,00
Lighting specialist	0,00% 0	0,00% 0	0,00% 0	100,00% 1	0,00% 0	1	4,00

Q7 Who do you mainly collaborate with in the Main project phase and how much? 1 = no collaboration, 2 = monthly, 3 = weekly, 4 = daily, 5 = daily in the same office
 If you do not work in the main project phase, please skip this question and go to the next.

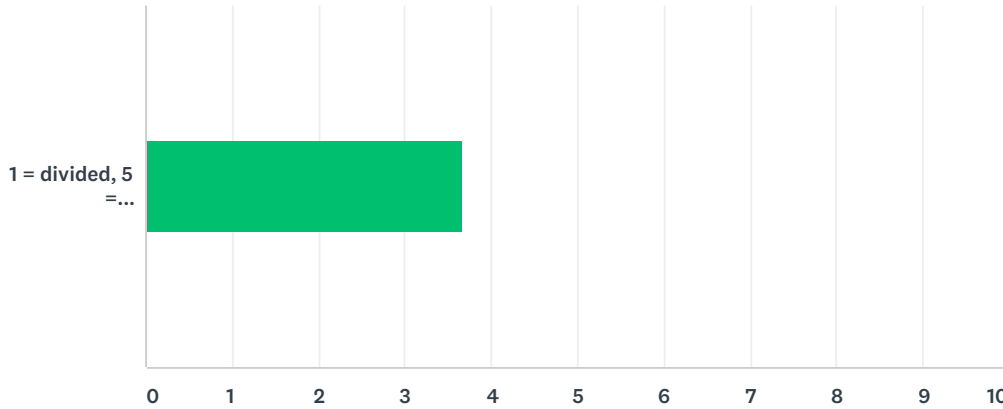
Besvaret: 1 Sprunget over: 8



	1	2	3	4	5	I ALT	VÆGTET GENNEMSNIT
Architect	0,00% 0	0,00% 0	0,00% 0	0,00% 0	100,00% 1	1	5,00
Landscape architect	0,00% 0	0,00% 0	100,00% 1	0,00% 0	0,00% 0	1	3,00
Mechanical engineer (HVAC)	0,00% 0	0,00% 0	0,00% 0	0,00% 0	100,00% 1	1	5,00
Energy engineer	0,00% 0	0,00% 0	0,00% 0	0,00% 0	100,00% 1	1	5,00
Construction architect (Konstruktør)	0,00% 0	0,00% 0	0,00% 0	100,00% 1	0,00% 0	1	4,00
Sustainability expert	0,00% 0	0,00% 0	0,00% 0	0,00% 0	100,00% 1	1	5,00
Lighting specialist	0,00% 0	0,00% 0	0,00% 0	100,00% 1	0,00% 0	1	4,00

Q8 To which degree does your studio work multidisciplinary in the early design phases? By early design phases, we mean Idea and Schematic design.

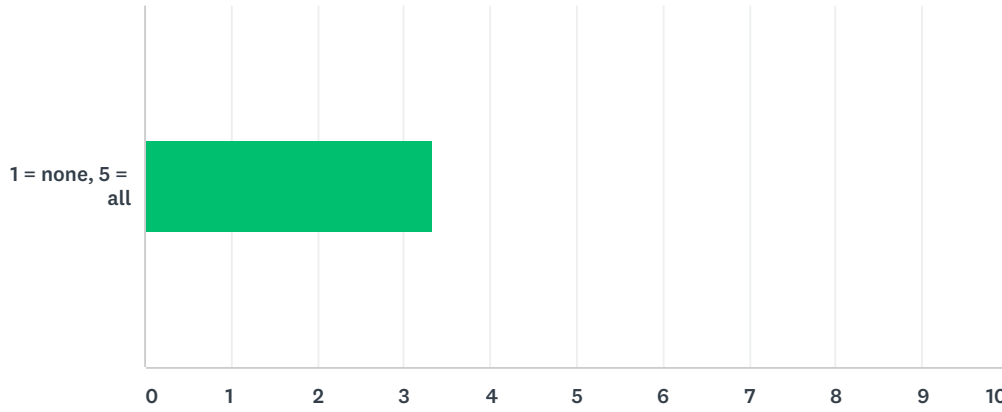
Besvaret: 3 Sprunget over: 6



	1	2	3	4	5	I ALT	VÆGTET GENNEMSIT
1 = divided, 5 = multidisciplinary	0,00%	0,00%	33,33%	66,67%	0,00%	3	3,67
	0	0	1	2	0		

Q9 How many of your design decisions are influenced by daylight, microclimate comfort and energy performance in the early design phases?

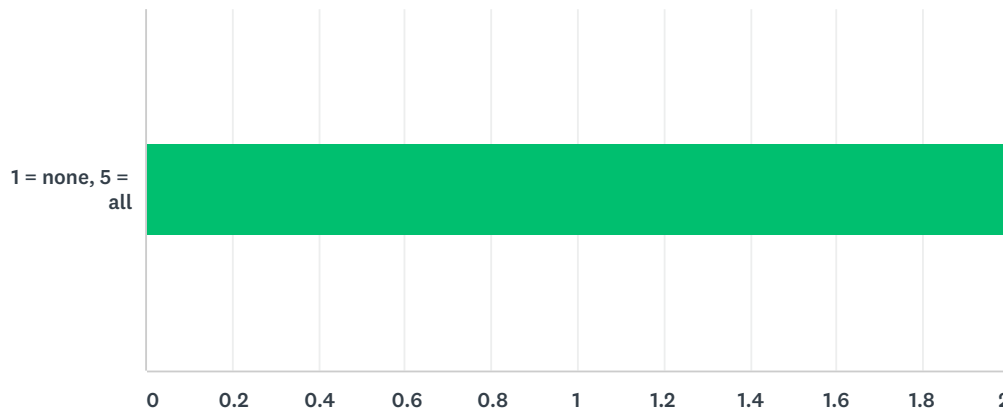
Besvaret: 3 Sprunget over: 6



	1	2	3	4	5	I ALT	VÆGTET GENNEMSIT
1 = none, 5 = all	0,00% 0	0,00% 0	66,67% 2	33,33% 1	0,00% 0	3	3,33

Q10 How many of your design decisions are influenced by LCC and LCA in the early design phases?

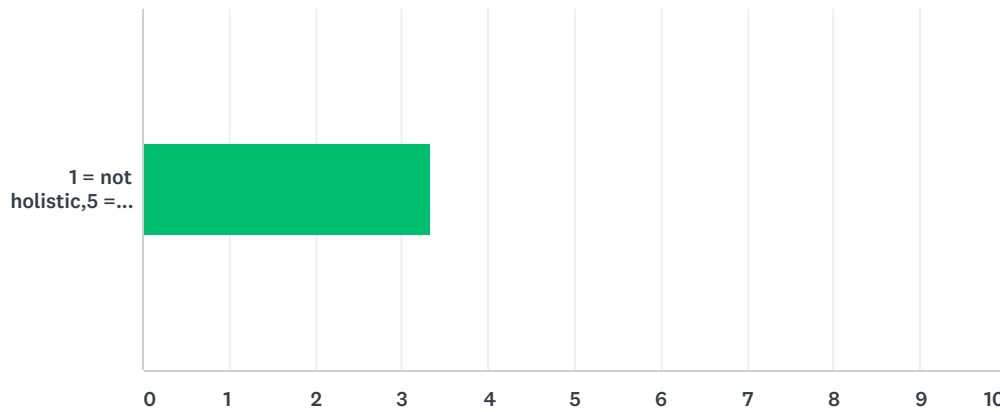
Besvaret: 3 Sprunget over: 6



	1	2	3	4	5	I ALT	VÆGTET GENNEMSIT
1 = none, 5 = all	33,33% 1	33,33% 1	33,33% 1	0,00% 0	0,00% 0	3	2,00

Q11 How holistic/multidisciplinary is your design approach?

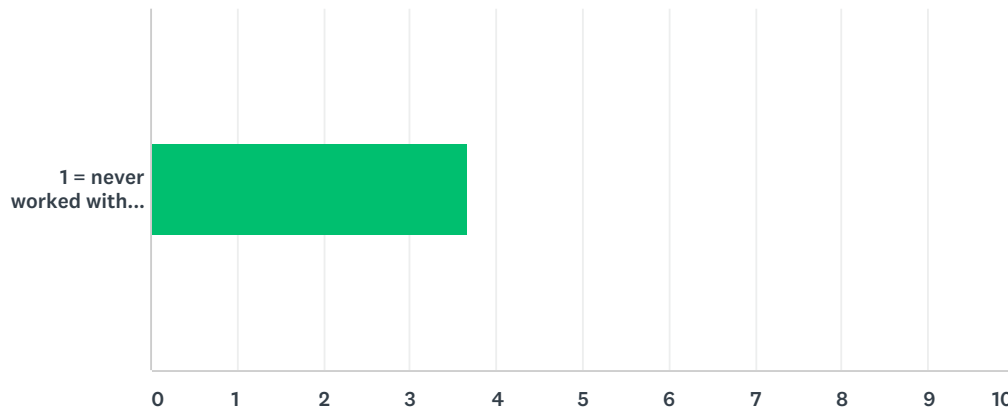
Besvaret: 3 Sprunget over: 6



	1	2	3	4	5	I ALT	VÆGTET GENNEMSIT
1 = not holistic, 5 = very holistic	0,00% 0	33,33% 1	0,00% 0	66,67% 2	0,00% 0	3	3,33

Q12 How experienced are you with microclimate comfort?

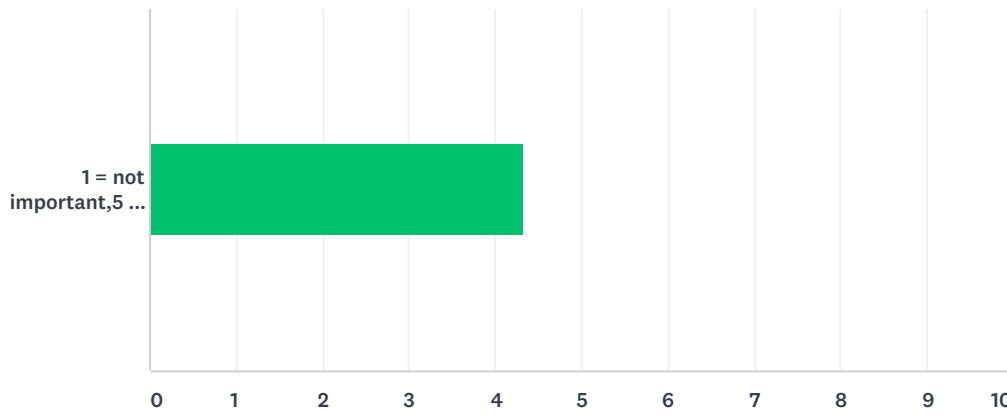
Besvaret: 3 Sprunget over: 6



	1	2	3	4	5	I ALT	VÆGTET GENNEMSIT
1 = never worked with it, 5 = expert	0,00%	0,00%	33,33%	66,67%	0,00%	3	3,67
	0	0	1	2	0		

Q13 How important is microclimate comfort in regards to the quality of the design?

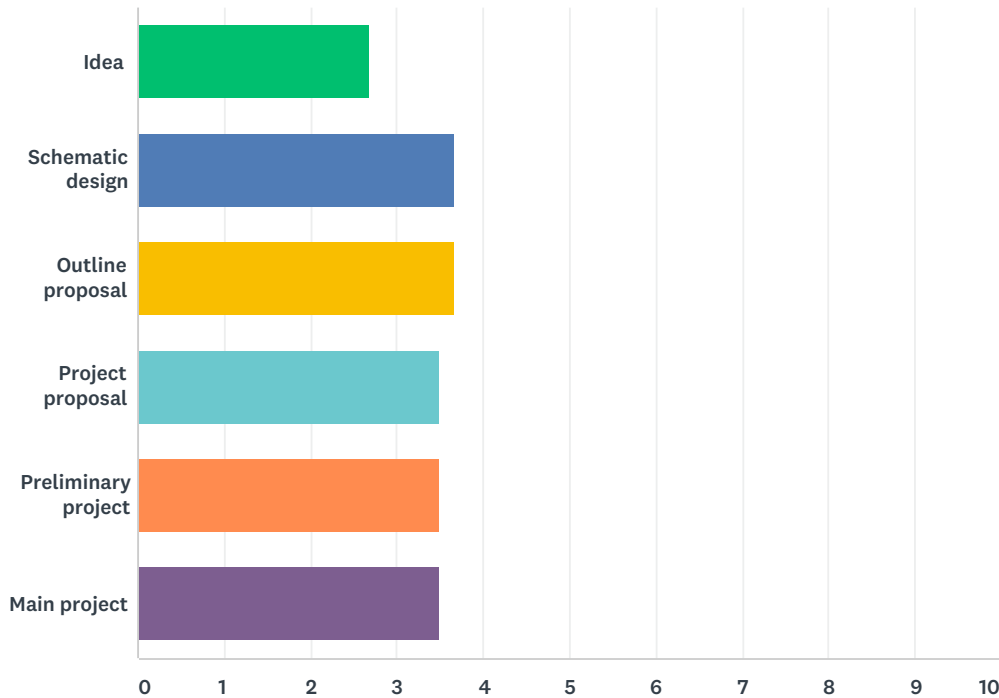
Besvaret: 3 Sprunget over: 6



	1	2	3	4	5	I ALT	VÆGTET GENNEMSIT
1 = not important, 5 = very important	0,00% 0	0,00% 0	0,00% 0	66,67% 2	33,33% 1	3	4,33

Q14 How much does microclimate comfort influence your design decisions in the different phases? 1 = none, 5 = design driver If you do not work in a given phase, please leave the specific row unmarked.

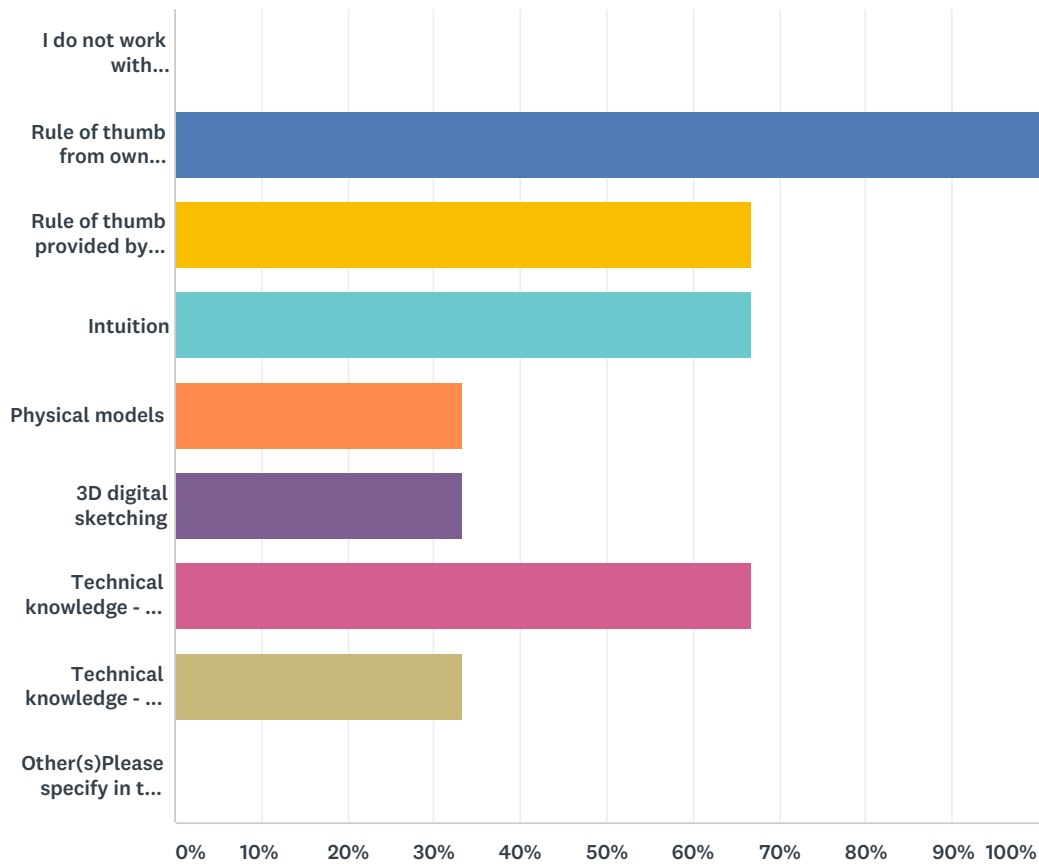
Besvaret: 3 Sprunget over: 6



	1	2	3	4	5	I ALT	VÆGTET GENNEMSNIT
Idea	0,00% 0	33,33% 1	66,67% 2	0,00% 0	0,00% 0	3	2,67
Schematic design	0,00% 0	0,00% 0	33,33% 1	66,67% 2	0,00% 0	3	3,67
Outline proposal	0,00% 0	0,00% 0	33,33% 1	66,67% 2	0,00% 0	3	3,67
Project proposal	0,00% 0	0,00% 0	50,00% 1	50,00% 1	0,00% 0	2	3,50
Preliminary project	0,00% 0	0,00% 0	50,00% 1	50,00% 1	0,00% 0	2	3,50
Main project	0,00% 0	0,00% 0	50,00% 1	50,00% 1	0,00% 0	2	3,50

Q15 How do you mainly work with microclimate comfort in the early design phases? You may tick off more than one.

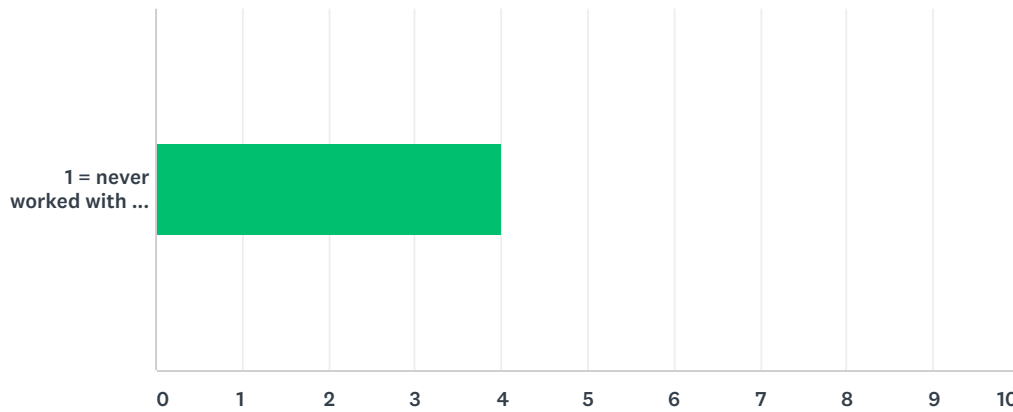
Besvaret: 3 Sprunget over: 6



SVARVALG	BESVARELSER
I do not work with microclimate comfort	0,00% 0
Rule of thumb from own experience	100,00% 3
Rule of thumb provided by others	66,67% 2
Intuition	66,67% 2
Physical models	33,33% 1
3D digital sketching	33,33% 1
Technical knowledge - I run the analysis myself Please specify which analysis tools in the commentary box below	66,67% 2
Technical knowledge - I get input from others Please specify from who in the commentary box below	33,33% 1
Other(s) Please specify in the commentary box below	0,00% 0
Respondenter i alt: 3	

Q16 How experienced are you with daylight?

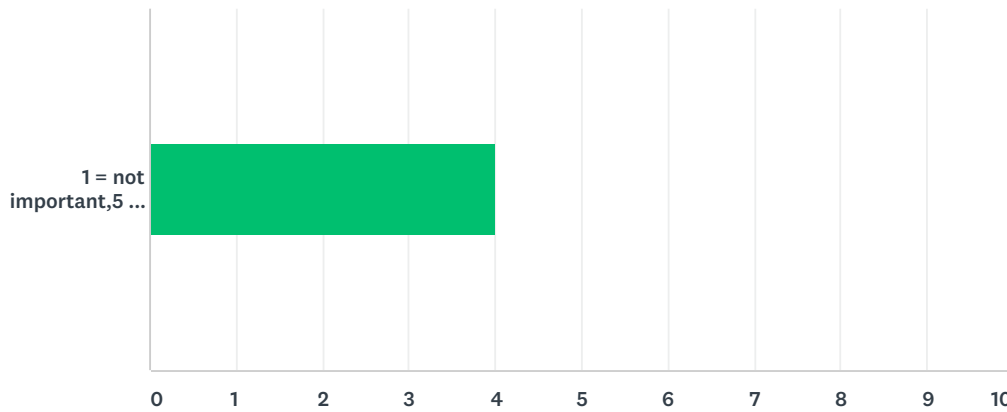
Besvaret: 3 Sprunget over: 6



	1	2	3	4	5	I ALT	VÆGTET GENNEMSIT
1 = never worked with it5 = expert	0,00%	33,33%	0,00%	0,00%	66,67%	3	4,00
	0	1	0	0	2		

Q17 How important is daylight in regards to the quality of the design?

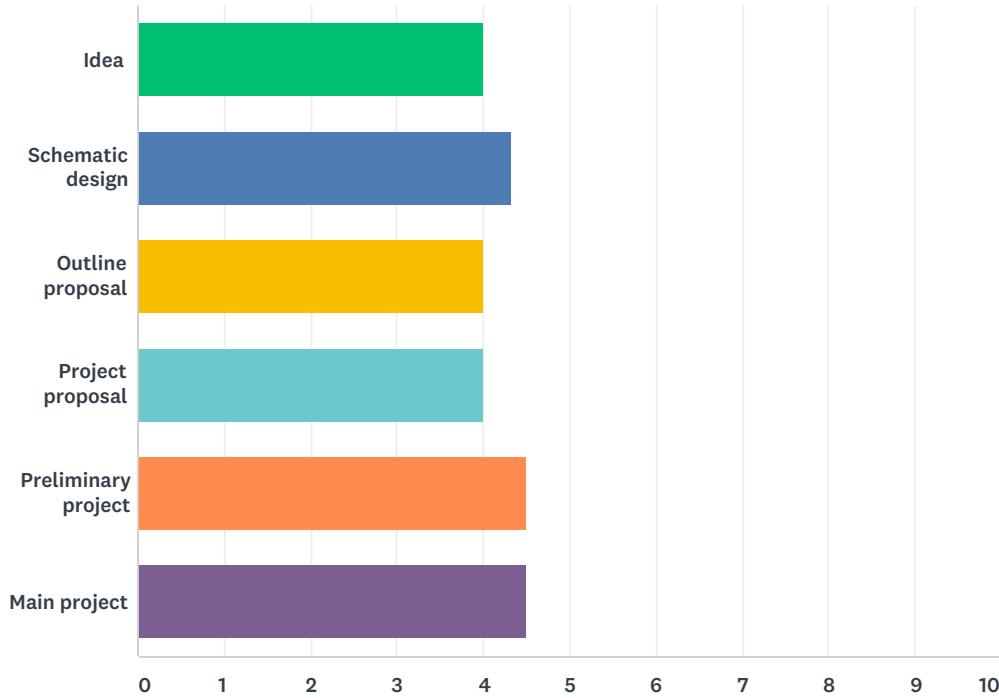
Besvaret: 3 Sprunget over: 6



	1	2	3	4	5	I ALT	VÆGTET GENNEMSIT
1 = not important, 5 = very important	0,00%	0,00%	33,33%	33,33%	33,33%	3	4,00
	0	0	1	1	1		

Q18 How much does daylight influence your design decisions in the different phases? 1 = none, 5 = design driver If you do not work in a given phase, please leave the specific row unmarked.

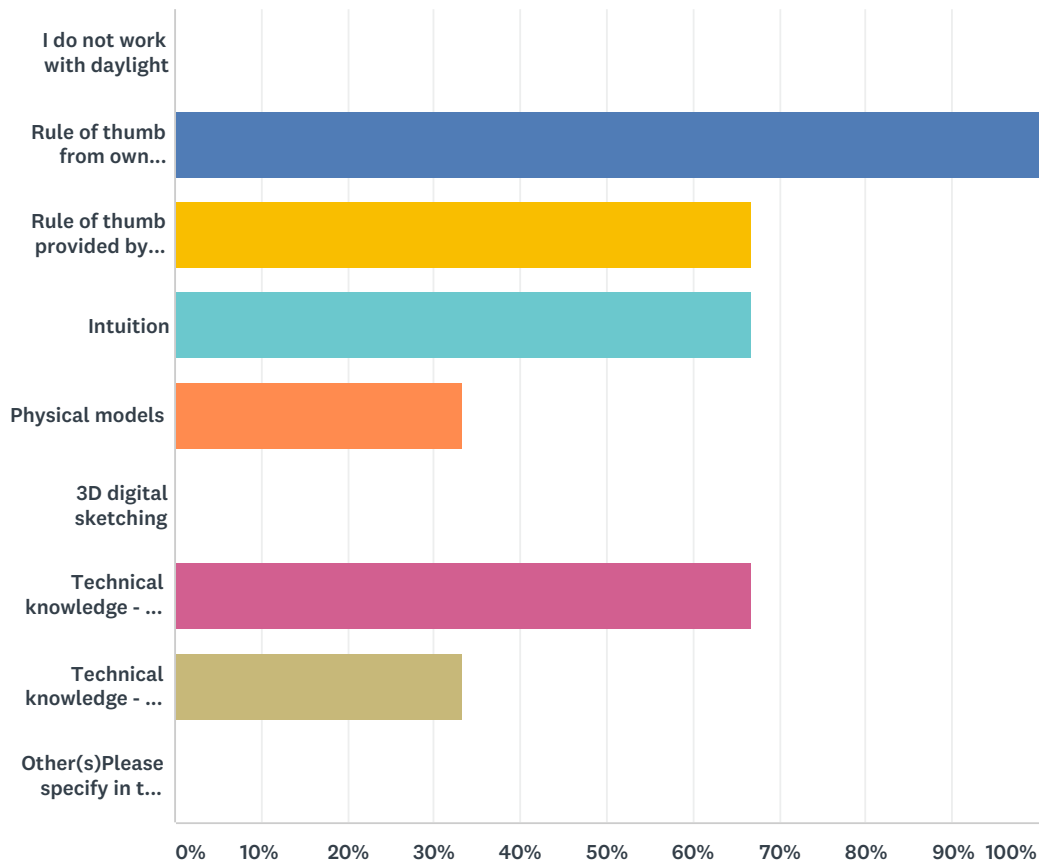
Besvaret: 3 Sprunget over: 6



	1	2	3	4	5	I ALT	VÆGTET GENNEMSNIT
Idea	0,00% 0	0,00% 0	33,33% 1	33,33% 1	33,33% 1	3	4,00
Schematic design	0,00% 0	0,00% 0	33,33% 1	0,00% 0	66,67% 2	3	4,33
Outline proposal	0,00% 0	0,00% 0	33,33% 1	33,33% 1	33,33% 1	3	4,00
Project proposal	0,00% 0	0,00% 0	50,00% 1	0,00% 0	50,00% 1	2	4,00
Preliminary project	0,00% 0	0,00% 0	0,00% 0	50,00% 1	50,00% 1	2	4,50
Main project	0,00% 0	0,00% 0	0,00% 0	50,00% 1	50,00% 1	2	4,50

Q19 How do you mainly work with daylight in the early design phases? You may tick off more than one.

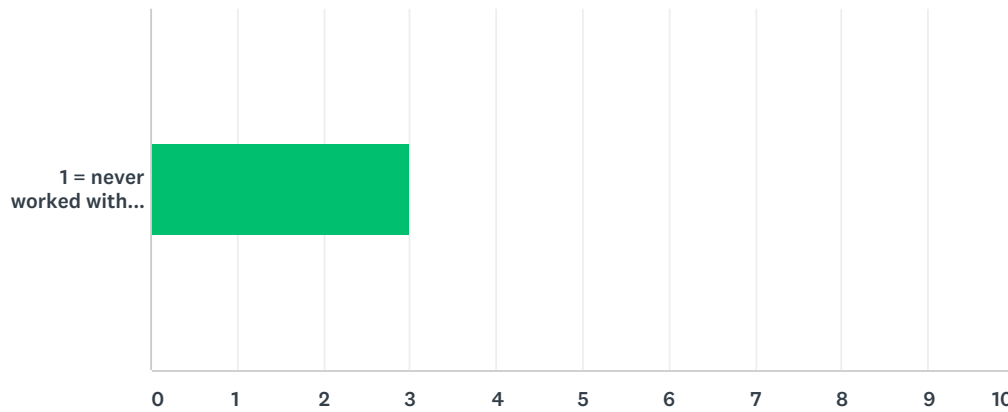
Besvaret: 3 Sprunget over: 6



SVARVALG	BESVARELSER
I do not work with daylight	0,00% 0
Rule of thumb from own experience	100,00% 3
Rule of thumb provided by others	66,67% 2
Intuition	66,67% 2
Physical models	33,33% 1
3D digital sketching	0,00% 0
Technical knowledge - I run the analysis myselfPlease specify which analysis tools in the commentary box below	66,67% 2
Technical knowledge - I get input from othersPlease specify from who in the commentary box below	33,33% 1
Other(s)Please specify in the commentary box below	0,00% 0
Respondenter i alt: 3	

Q20 How experienced are you with energy performance?

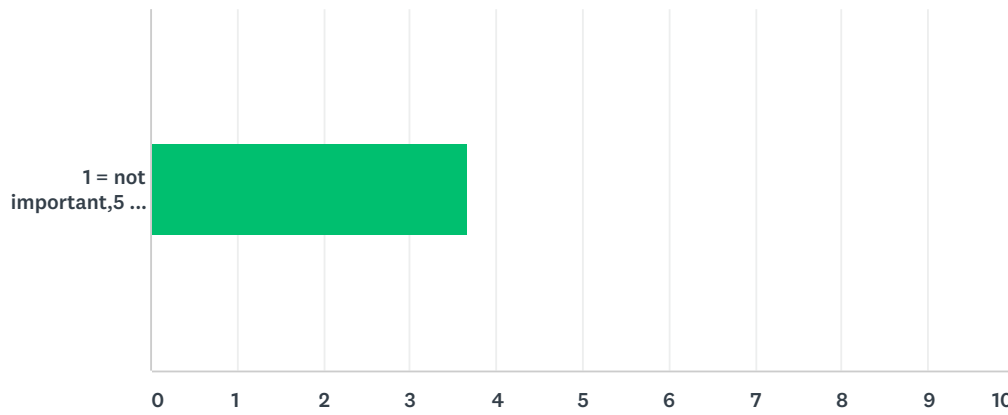
Besvaret: 3 Sprunget over: 6



	1	2	3	4	5	I ALT	VÆGTET GENNEMSIT
1 = never worked with it,5 = expert	0,00%	66,67%	0,00%	0,00%	33,33%	3	3,00
	0	2	0	0	1		

Q21 How important is energy performance in regards to the quality of the design?

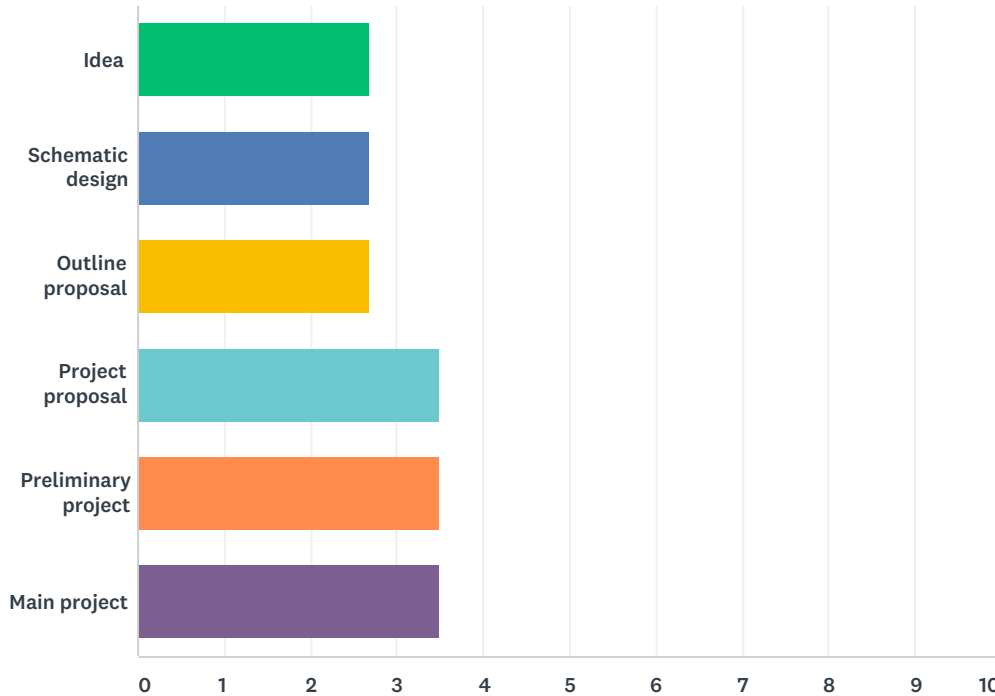
Besvaret: 3 Sprunget over: 6



	1	2	3	4	5	I ALT	VÆGTET GENNEMSIT
1 = not important, 5 = very important	0,00% 0	33,33% 1	0,00% 0	33,33% 1	33,33% 1	3	3,67

Q22 How much does energy performance influence your design decisions in the different phases? 1 = none, 5 = design driver
 If you do not work in a given phase, please leave the specific row unmarked.

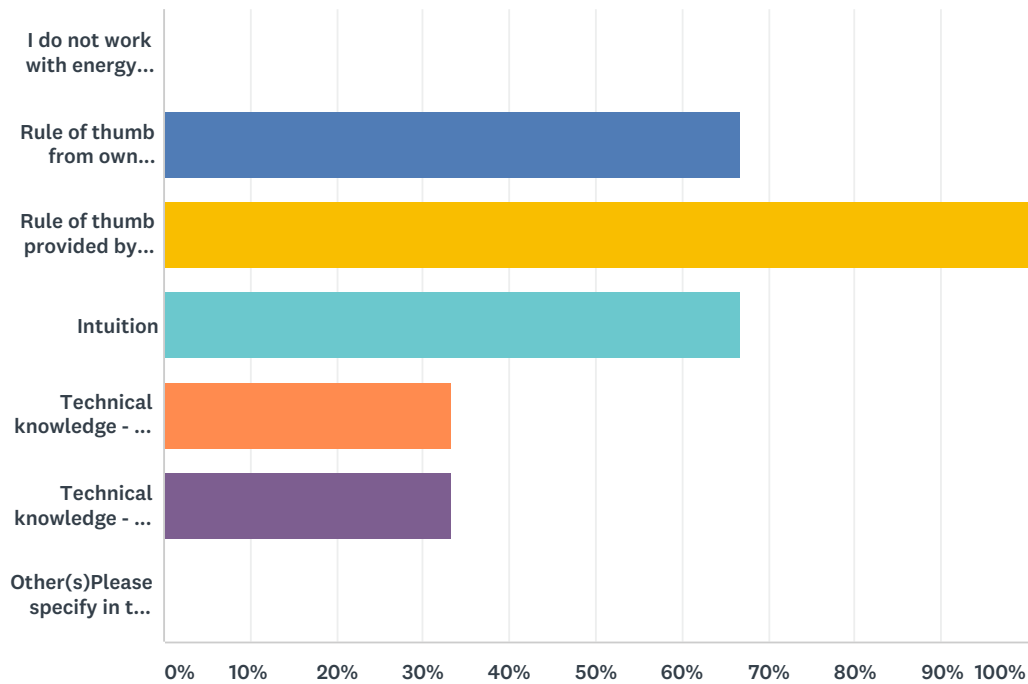
Besvaret: 3 Sprunget over: 6



	1	2	3	4	5	I ALT	VÆGTET GENNEMSNIT
Idea	0,00% 0	66,67% 2	0,00% 0	33,33% 1	0,00% 0	3	2,67
Schematic design	0,00% 0	66,67% 2	0,00% 0	33,33% 1	0,00% 0	3	2,67
Outline proposal	0,00% 0	66,67% 2	0,00% 0	33,33% 1	0,00% 0	3	2,67
Project proposal	0,00% 0	50,00% 1	0,00% 0	0,00% 0	50,00% 1	2	3,50
Preliminary project	0,00% 0	50,00% 1	0,00% 0	0,00% 0	50,00% 1	2	3,50
Main project	0,00% 0	50,00% 1	0,00% 0	0,00% 0	50,00% 1	2	3,50

Q23 How do you mainly work with energy performance in the early design phases? You may tick off more than one.

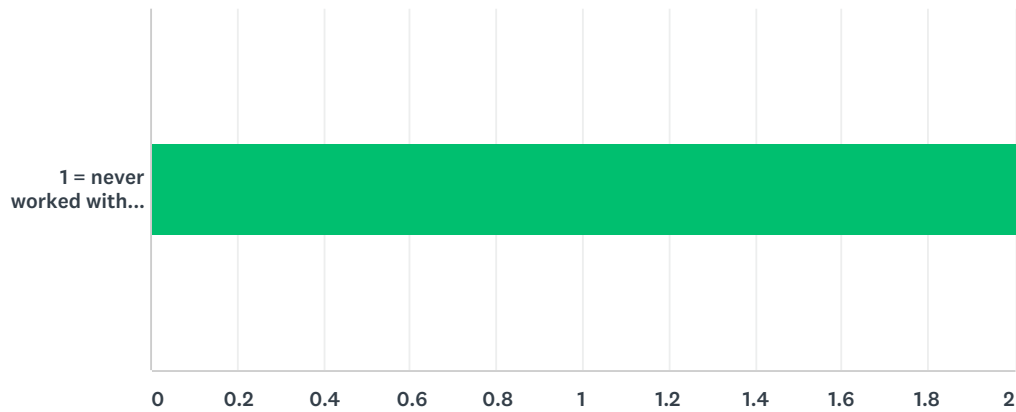
Besvaret: 3 Sprunget over: 6



SVARVALG	BESVARELSER
I do not work with energy performance	0,00% 0
Rule of thumb from own experience	66,67% 2
Rule of thumb provided by others	100,00% 3
Intuition	66,67% 2
Technical knowledge - I run the analysis myselfPlease specify which analysis tools in the commentary box below	33,33% 1
Technical knowledge - I get input from othersPlease specify from who in the commentary box below	33,33% 1
Other(s)Please specify in the commentary box below	0,00% 0
Responder i alt: 3	

Q24 How experienced are you with LCC?

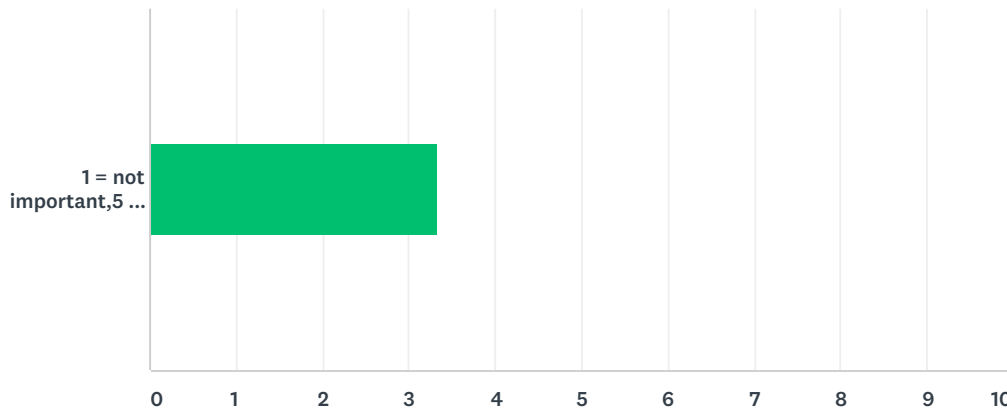
Besvaret: 3 Sprunget over: 6



	1	2	3	4	5	I ALT	VÆGTET GENNEMSIT
1 = never worked with it,5 = expert	33,33% 1	33,33% 1	33,33% 1	0,00% 0	0,00% 0	3	2,00

Q25 How important is LCC in regards to the quality of the design?

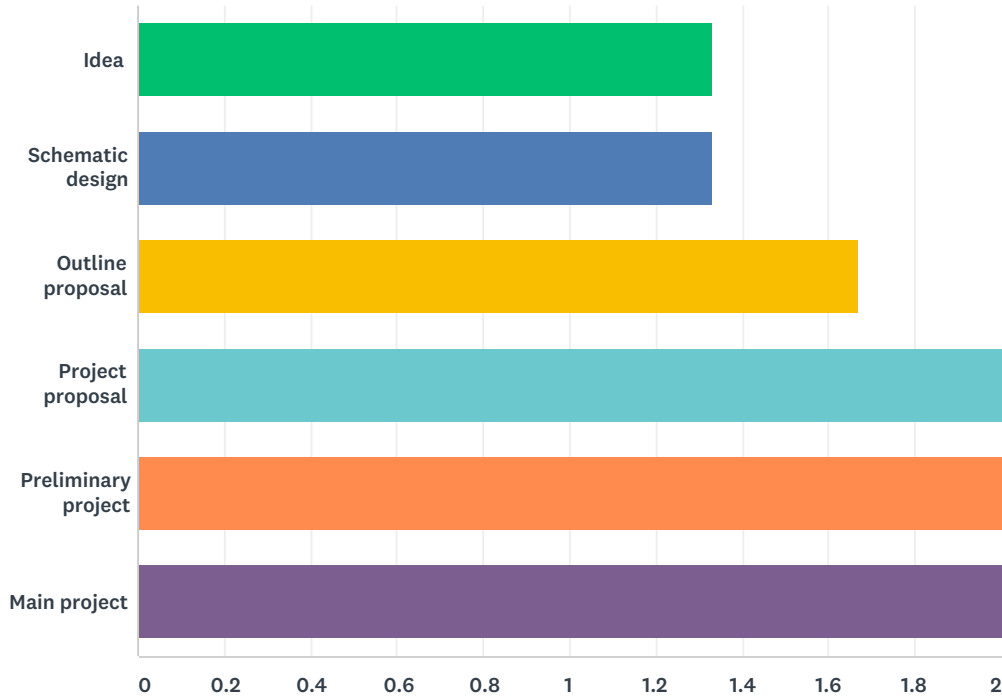
Besvaret: 3 Sprunget over: 6



	1	2	3	4	5	I ALT	VÆGTET GENNEMSIT
1 = not important, 5 = very important	0,00%	33,33%	0,00%	66,67%	0,00%	3	3,33
	0	1	0	2	0		

Q26 How much does LCC influence your design decisions in the different phases? 1 = none, 5 = design driver. If you do not work in a given phase, please leave the specific row unmarked.

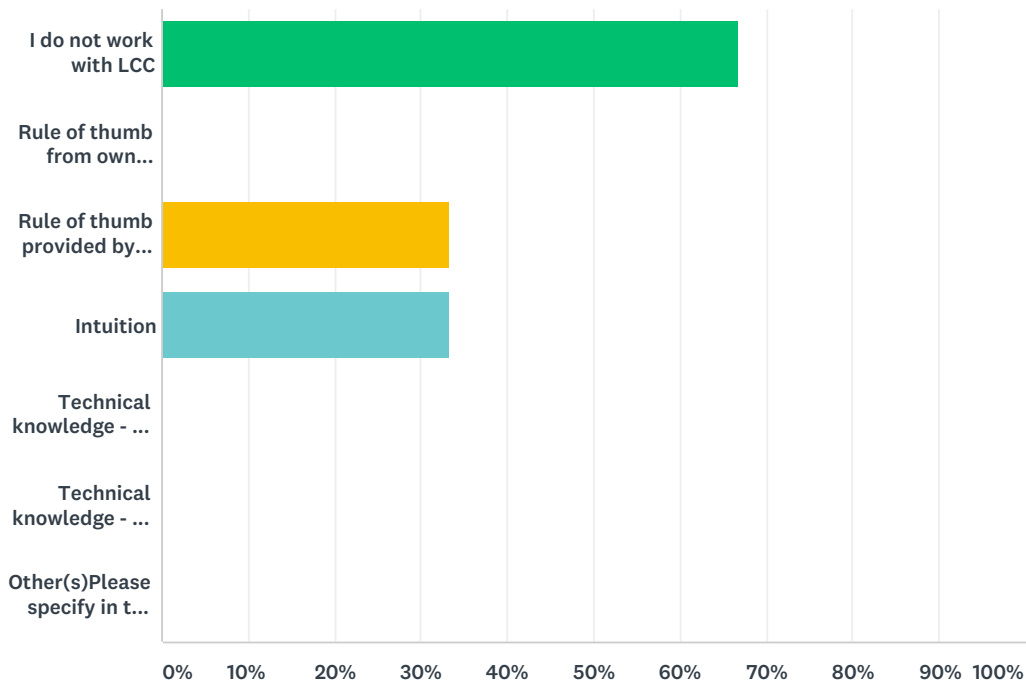
Besvaret: 3 Sprunget over: 6



	1	2	3	4	5	I ALT	VÆGTET GENNEMSNIT
Idea	66,67% 2	33,33% 1	0,00% 0	0,00% 0	0,00% 0	3	1,33
Schematic design	66,67% 2	33,33% 1	0,00% 0	0,00% 0	0,00% 0	3	1,33
Outline proposal	66,67% 2	0,00% 0	33,33% 1	0,00% 0	0,00% 0	3	1,67
Project proposal	50,00% 1	0,00% 0	50,00% 1	0,00% 0	0,00% 0	2	2,00
Preliminary project	50,00% 1	0,00% 0	50,00% 1	0,00% 0	0,00% 0	2	2,00
Main project	50,00% 1	0,00% 0	50,00% 1	0,00% 0	0,00% 0	2	2,00

Q27 How do you mainly work with LCC in the early design phases? You may tick off more than one.

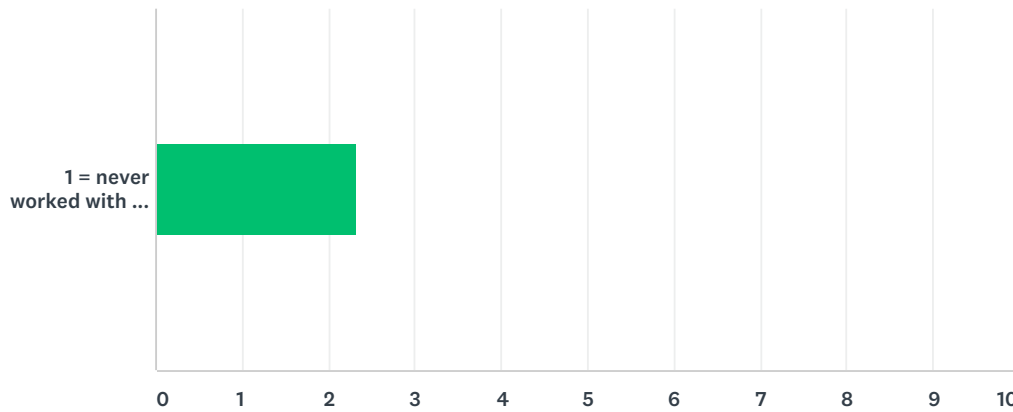
Besvaret: 3 Sprunget over: 6



SVARVALG	BESVARELSER	
I do not work with LCC	66,67%	2
Rule of thumb from own experience	0,00%	0
Rule of thumb provided by others	33,33%	1
Intuition	33,33%	1
Technical knowledge - I run the analysis myself Please specify which analysis tools in the commentary box below	0,00%	0
Technical knowledge - I get input from others Please specify from who in the commentary box below	0,00%	0
Other(s) Please specify in the commentary box below	0,00%	0
Respondenter i alt: 3		

Q28 How experienced are you with LCA?

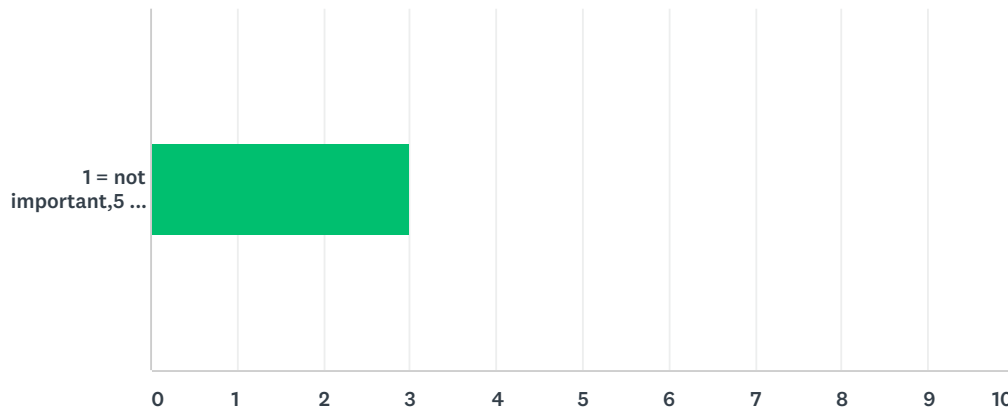
Besvaret: 3 Sprunget over: 6



	1	2	3	4	5	I ALT	VÆGTET GENNEMSIT
1 = never worked with it, 5 = expert	33,33%	33,33%	0,00%	33,33%	0,00%	3	2,33
	1	1	0	1	0		

Q29 How important is LCA in regards to the quality of the design?

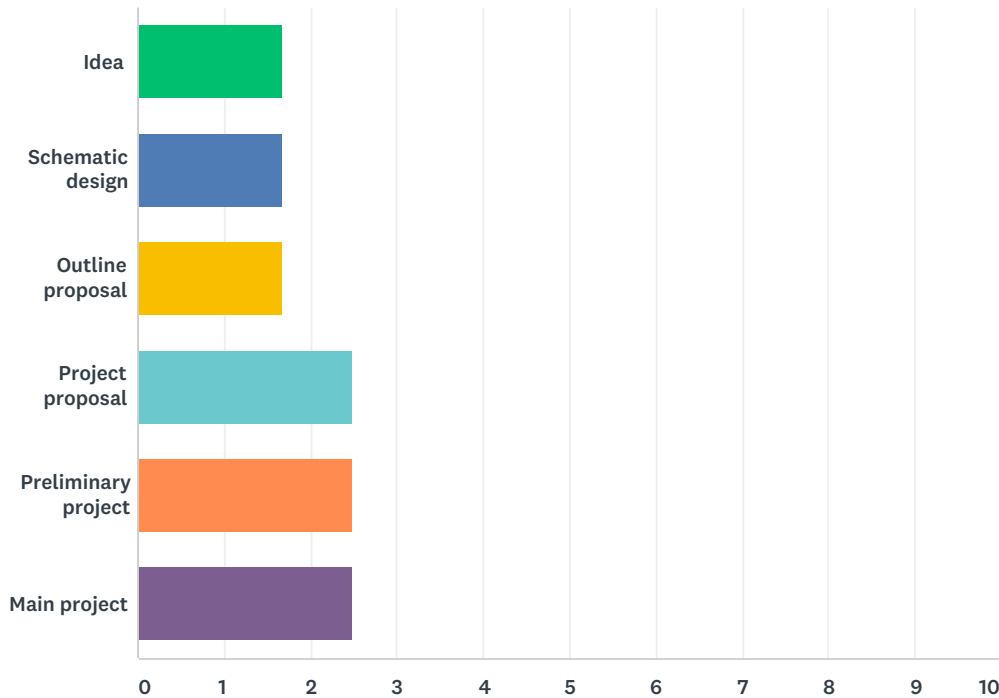
Besvaret: 3 Sprunget over: 6



	1	2	3	4	5	I ALT	VÆGTET GENNEMSIT
1 = not important, 5 = very important	33,33%	0,00%	0,00%	66,67%	0,00%	3	3,00
	1	0	0	2	0		

Q30 How much does LCA influence your design decisions in the different phases? 1 = none, 5 = design driver If you do not work in a given phase, please leave the specific row unmarked.

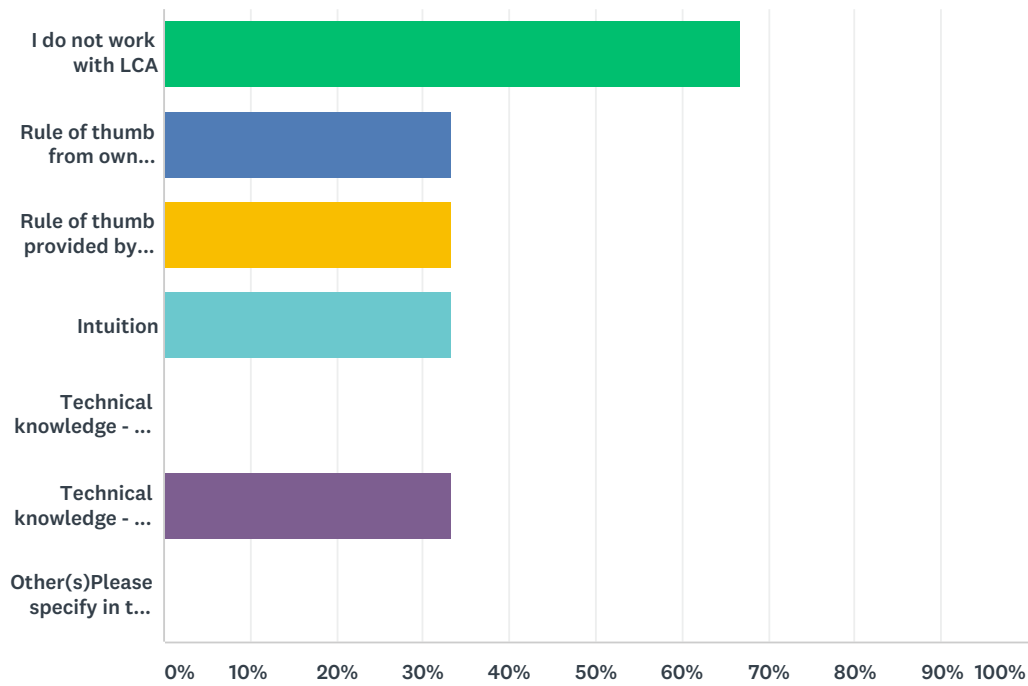
Besvaret: 3 Sprunget over: 6



	1	2	3	4	5	I ALT	VÆGTET GENNEMSNIT
Idea	66,67% 2	0,00% 0	33,33% 1	0,00% 0	0,00% 0	3	1,67
Schematic design	66,67% 2	0,00% 0	33,33% 1	0,00% 0	0,00% 0	3	1,67
Outline proposal	66,67% 2	0,00% 0	33,33% 1	0,00% 0	0,00% 0	3	1,67
Project proposal	50,00% 1	0,00% 0	0,00% 0	50,00% 1	0,00% 0	2	2,50
Preliminary project	50,00% 1	0,00% 0	0,00% 0	50,00% 1	0,00% 0	2	2,50
Main project	50,00% 1	0,00% 0	0,00% 0	50,00% 1	0,00% 0	2	2,50

Q31 How do you mainly work with LCA in the early design phases? You may tick off more than one.

Besvaret: 3 Sprunget over: 6



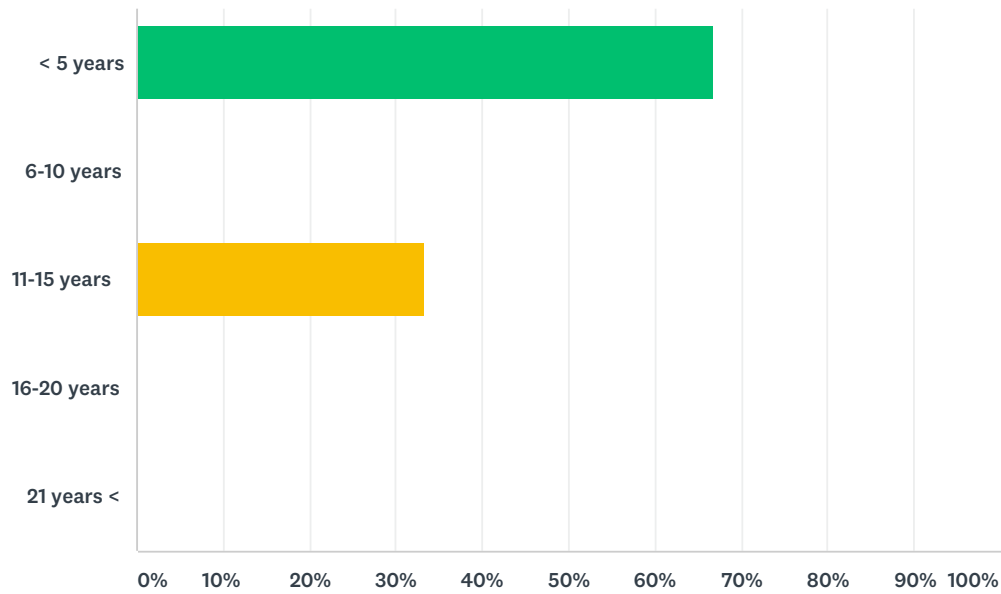
SVARVALG	BESVARELSER	
I do not work with LCA	66,67%	2
Rule of thumb from own experience	33,33%	1
Rule of thumb provided by others	33,33%	1
Intuition	33,33%	1
Technical knowledge - I run the analysis myselfPlease specify which analysis tools in the commentary box below	0,00%	0
Technical knowledge - I get input from othersPlease specify from who in the commentary box below	33,33%	1
Other(s)Please specify in the commentary box below	0,00%	0
Responder i alt: 3		

Q32 Company name and office

Besvaret: 3 Sprunget over: 6

Q33 Seniority in current company

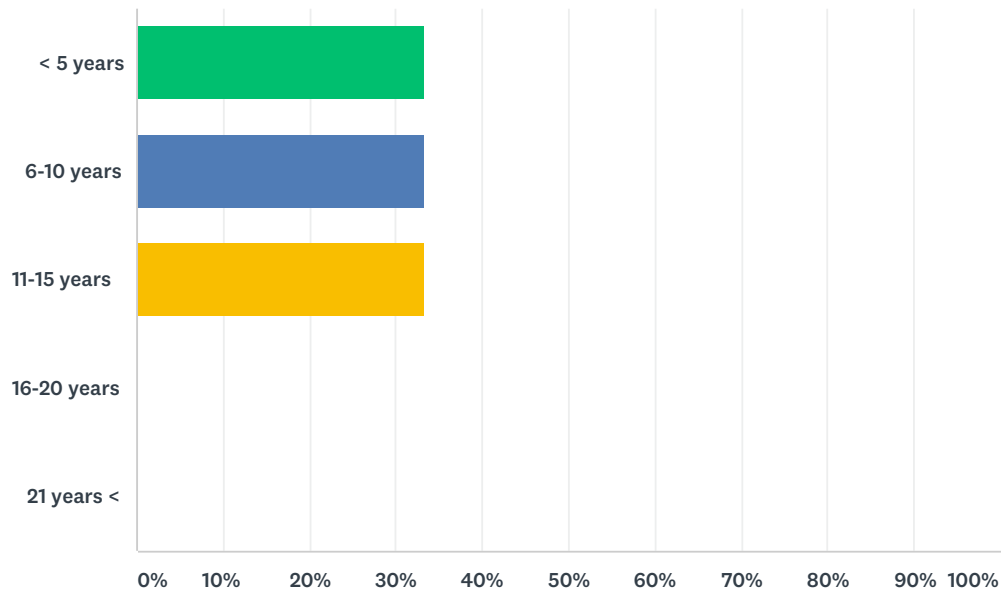
Besvaret: 3 Sprunget over: 6



SVARVALG	BESVARELSER	
< 5 years	66,67%	2
6-10 years	0,00%	0
11-15 years	33,33%	1
16-20 years	0,00%	0
21 years <	0,00%	0
I ALT		3

Q34 Total seniority

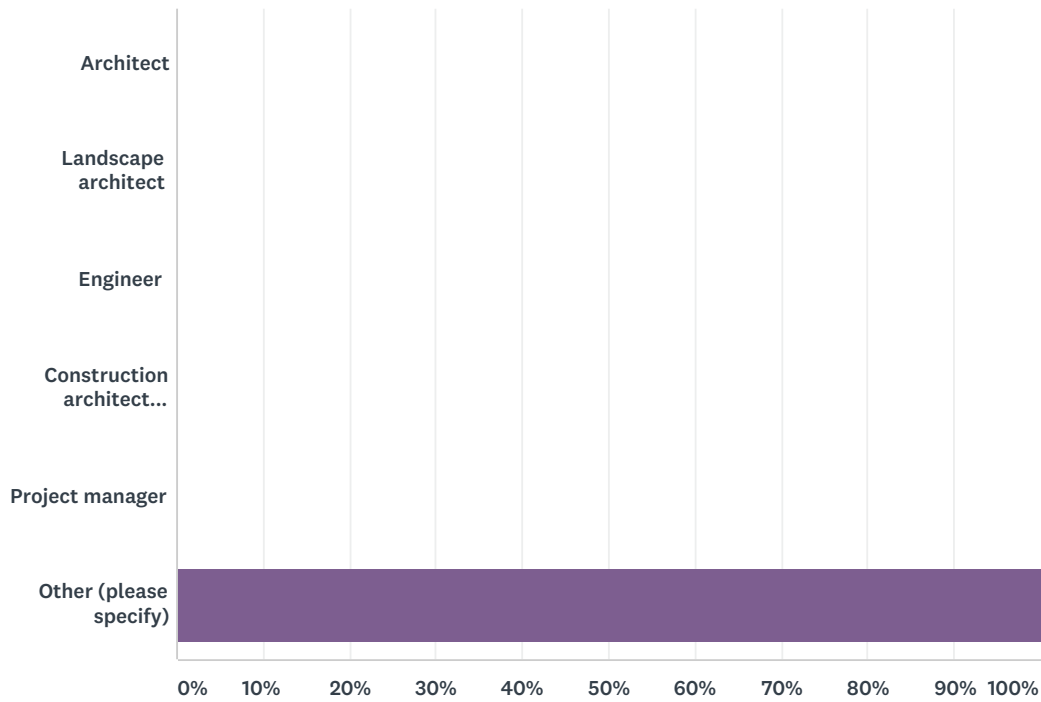
Besvaret: 3 Sprunget over: 6



SVARVALG	BESVARELSER	
< 5 years	33,33%	1
6-10 years	33,33%	1
11-15 years	33,33%	1
16-20 years	0,00%	0
21 years <	0,00%	0
I ALT		3

Q35 Job

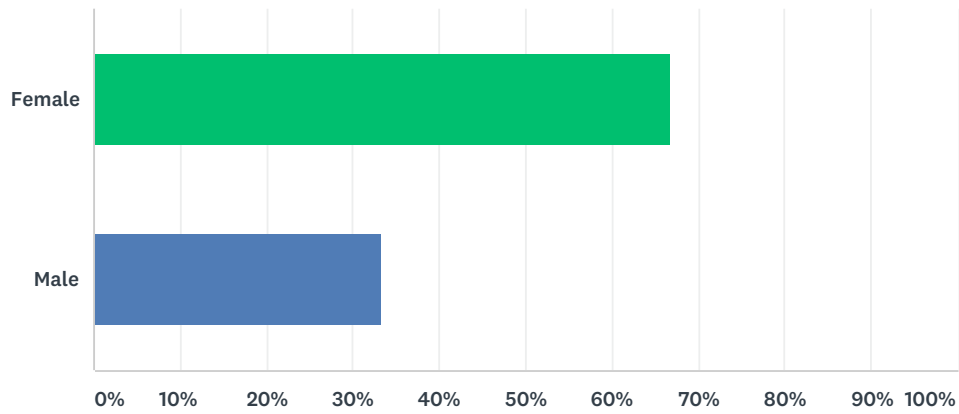
Besvaret: 3 Sprunget over: 6



SVARVALG	BESVARELSER	
Architect	0,00%	0
Landscape architect	0,00%	0
Engineer	0,00%	0
Construction architect (Konstruktør)	0,00%	0
Project manager	0,00%	0
Other (please specify)	100,00%	3
Respondenter i alt: 3		

Q36 Gender

Besvaret: 3 Sprunget over: 6



SVARVALG	BESVARELSER	
Female	66,67%	2
Male	33,33%	1
I ALT		3